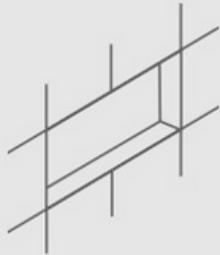


R90

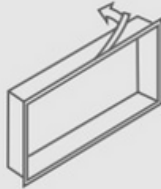
finished niches

INSTALLATION INSTRUCTIONS



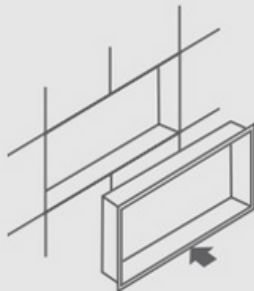
STEP 1

Prepare wall and clean surface



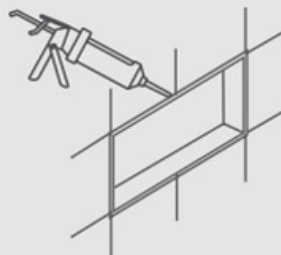
STEP 2

Remove film from back trim



STEP 3

Place niches against wall and press firmly



STEP 4

Apply silicone around trim

NICHE MAINTENANCE

To clean niches, use liquid dish detergent or cream cleaner with water and a soft sponge or cloth. **Do not use abrasive cleaners.** No steel wool, pads, waxes, alcohol, bleach, acid, solvents or harsh chemicals.